


Kindergarten

Homework Planner for the week of 1/20 to 1/24 Due Friday 1/24

*Packets will go home each Friday and will be due back by the following Friday. Please see the back for your child's special schedule and list of sight words introduced so far.

Monday 1/20 – No School <ul style="list-style-type: none">◇ Read or be read to for 10 minutes◇ <u>Practice High Frequency Words</u>	 <h3>Written Homework</h3> <ul style="list-style-type: none">◇ Foundations Handwriting: y, x◇ Beginning sounds: Pictures are lion, volcano, house, king, wolf, lamb, window, hippo, kettle◇ Math Practice (2 pages): Counting and writing to 10 <p>Please put your name on all worksheets to be handed in.</p> <p><u>Do Not</u> hand this planner in. Please keep it at home for your reference.</p>
Tuesday 1/21 – Day 5 <ul style="list-style-type: none">◇ Read or be read to for 10 minutes◇ <u>Practice High Frequency Words</u>	
Wednesday 1/22 – Day 6 <ul style="list-style-type: none">◇ Read or be read to for 10 minutes◇ <u>Practice High Frequency Words</u>	
Thursday 1/23 – Day 1 <ul style="list-style-type: none">◇ Read or be read to for 10 minutes◇ <u>Practice High Frequency Words</u>	
Friday 1/24 – Day 2 <ul style="list-style-type: none">◇ Read or be read to for 10 minutes◇ <u>Practice High Frequency Words</u>	

and

Reminders:

- Your child received safety homework from Mrs. Turpin-O. Please turn it in on or before Thursday 1/23
- Friday 1/24 is Donuts with Dad and Muffins with mom at 7:30 am. A sign up sheet went home a few weeks ago
- On Monday 1/20 there is no school in observance of Martin Luther King Jr. Day
- On Wednesday 1/29 there is no school in observance of Lunar New Year

Specials Schedule

Kirsch

Day 1 & 4 Gym
Day 2 & 5 Art
Day 3 & 6 Music
Day 5 Library

Leveque

Day 1 & 4 Art
Day 2 & 5 Music
Day 3 & 6 Gym
Day 2 Library

Wilson

Day 1 & 4 Music
Day 2 & 5 Gym
Day 3 & 6 Art
Day 3 Library

Library books are do back in school on or before your child's library day. Students will not get a new book if the old book has not been returned.

Don't forget your sneakers on Gym day!

High Frequency Words

Unit 1	Unit 2
* a	*see
*me	*look
*the	here
* I	is
*like	this
*my	*an
	*and

***indicates the word has been introduced in class and students should be practicing the word at home**

Name: _____

Homework


Directions: Trace over the first letter. Write the letter again 5 times.

Tracing practice for the letter 'y'. The first row shows a large 'y' on handwriting lines with a hand icon pointing to it. The second row shows a large 'y' on handwriting lines with a hand icon pointing to it. The third row shows a large 'y' on handwriting lines with a hand icon pointing to it. The fourth row shows a large 'y' on handwriting lines with a hand icon pointing to it. The fifth row shows a large 'y' on handwriting lines with a hand icon pointing to it. The sixth row shows a large 'y' on handwriting lines with a hand icon pointing to it.

Letter Formation for y

y is a plane line slide letter.

It starts on the (plane line) and (slides).

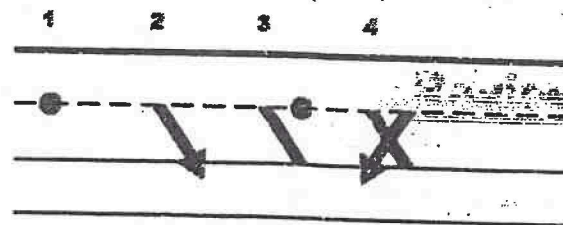


1. Point to the plane line.
2. Slide down to the grass line.
3. Pick up your pencil (finger) and leave a space and point to the plane line.
4. Slide back - all the way to the worm line.

Letter Formation for X

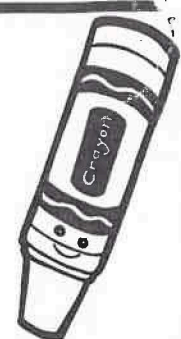
x is a plane line slide letter.

It starts on the (plane line) and (slides).



1. Point to the plane line.
2. Slide down to the grass line.
3. Leave a space and point to the plane line.
4. Slide back to the grass line.

Name _____



Quick Check

Color the box that matches the beginning sound.




h	k	l	v	w
---	---	---	---	---



h	k	l	v	w
---	---	---	---	---



h	k	l	v	w
---	---	---	---	---



h	k	l	v	w
---	---	---	---	---




h	k	l	v	w
---	---	---	---	---



h	k	l	v	w
---	---	---	---	---



h	k	l	v	w
---	---	---	---	---



h	k	l	v	w
---	---	---	---	---


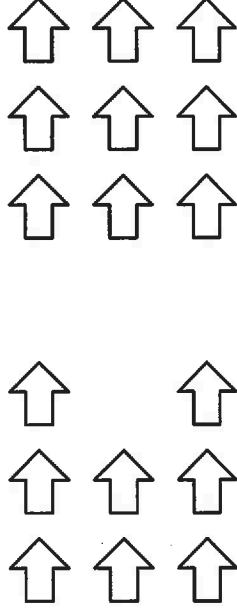




h	k	l	v	w
---	---	---	---	---

NAME: _____

Counting and Writing to 10






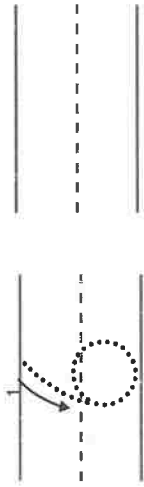
Example



Ask children to trace and then write the number at the beginning of each problem. Then have them color the group with that number of objects.

NAME: _____

Counting and Writing to 10



Ask children to trace and write each number shown. Then have them color or draw that number of objects.